

EPR 101





EPR in Canada



Household Hazardous Waste



Mercury Containing Products



Packaging and Printed Materials



Beverage Containers



Pharmaceuticals



Agricultural



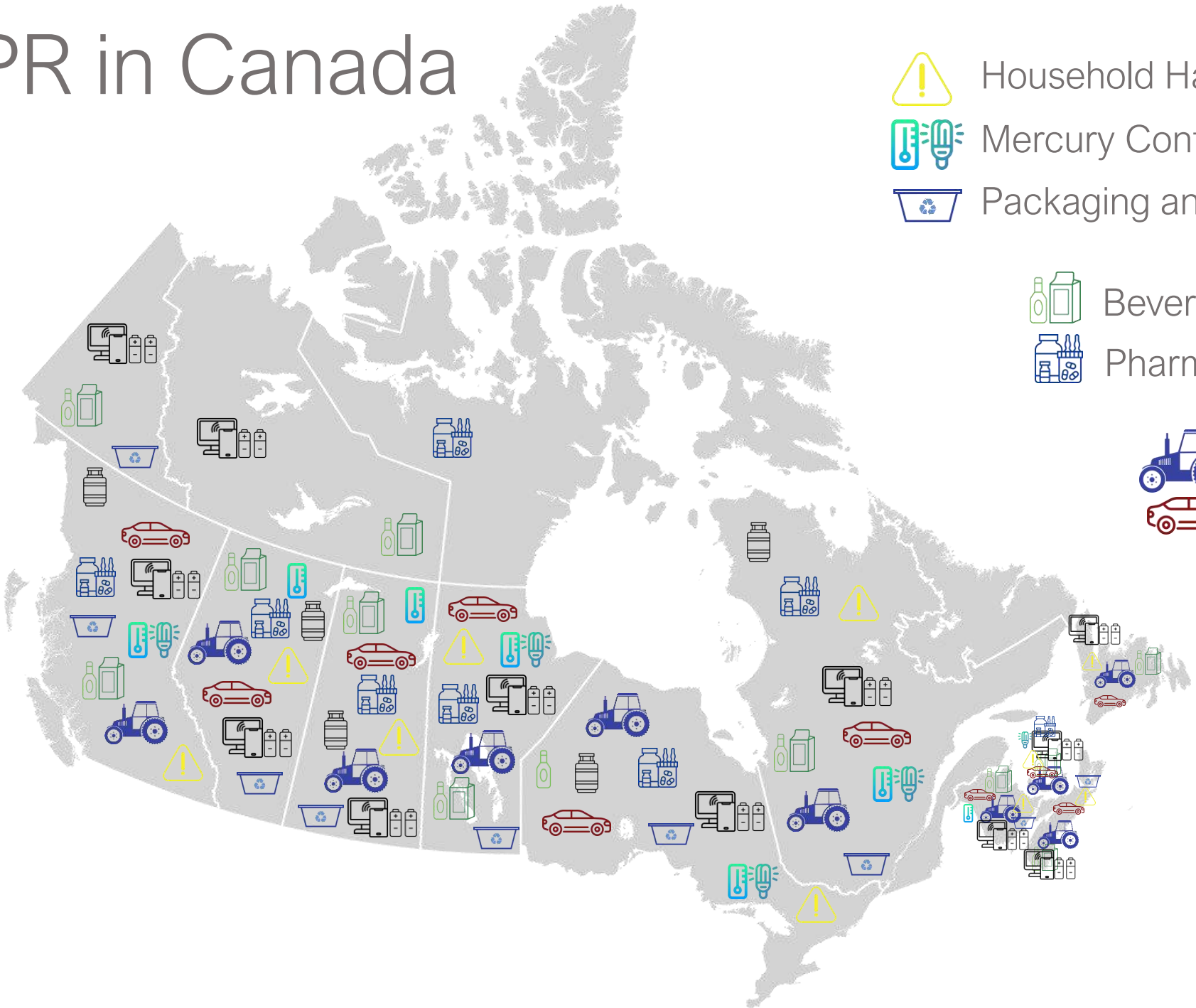
Automotive



ITT/AV



Refrigerants



What is EPR?

Extended Producer Responsibility (EPR) is a policy approach that makes producers responsible for their products along the entire lifecycle, including at the post-consumer stage.

- Organization for Economic Co-operation and Development




Producers

- Brand Owner
- First Importer
- Retailer



Oversight Bodies

- Compliance & Enforcement
- Registration & Reporting
- Data Management
- Public Information



Producer Responsibility Organization (PRO)



- Compliance Management
- Collection & Recycling
- Reporting & Auditing
- Funding & Fee Collection
- Public Awareness & Education
- Collaboration with all Stakeholders

EPR Hierarchy



Regulation comes first



Regulator



Producers

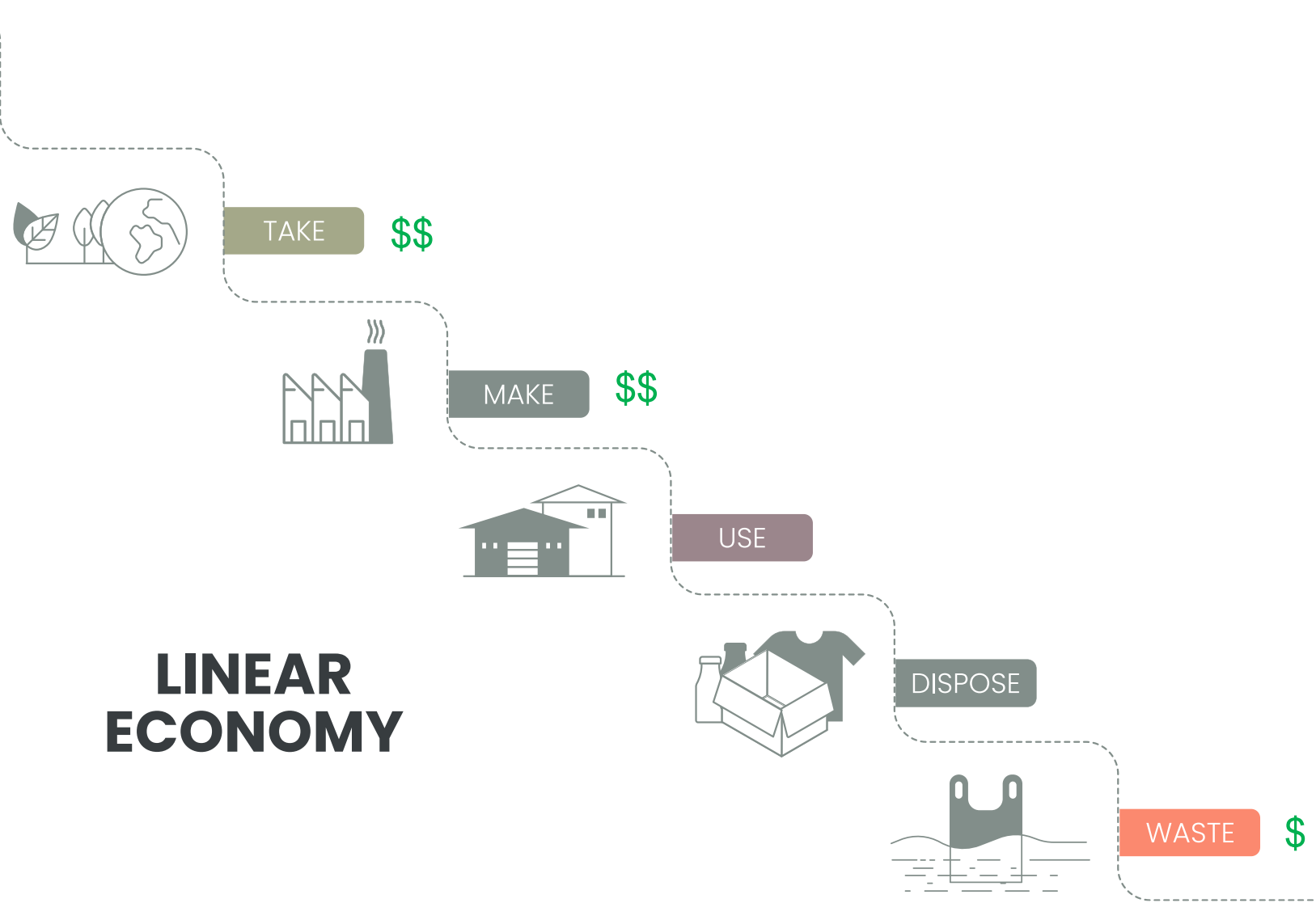


PRO(s)

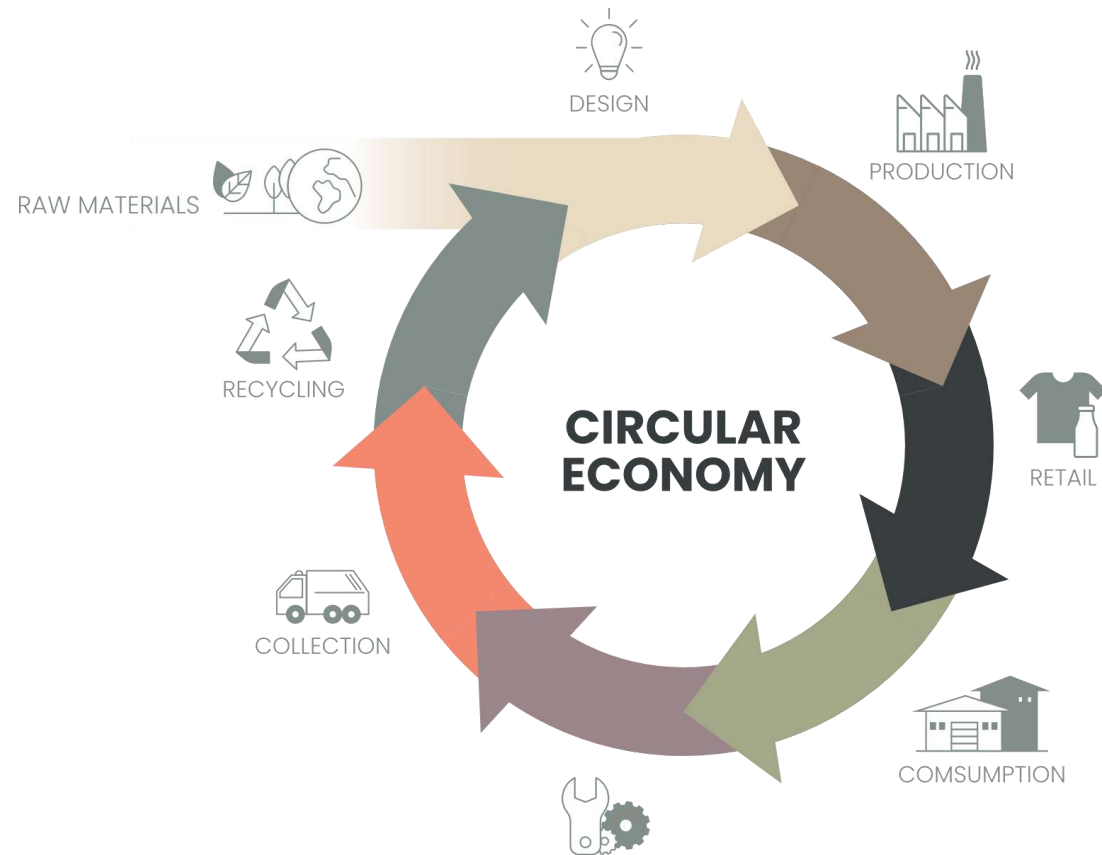


Service Providers

EPR and the Circular Economy

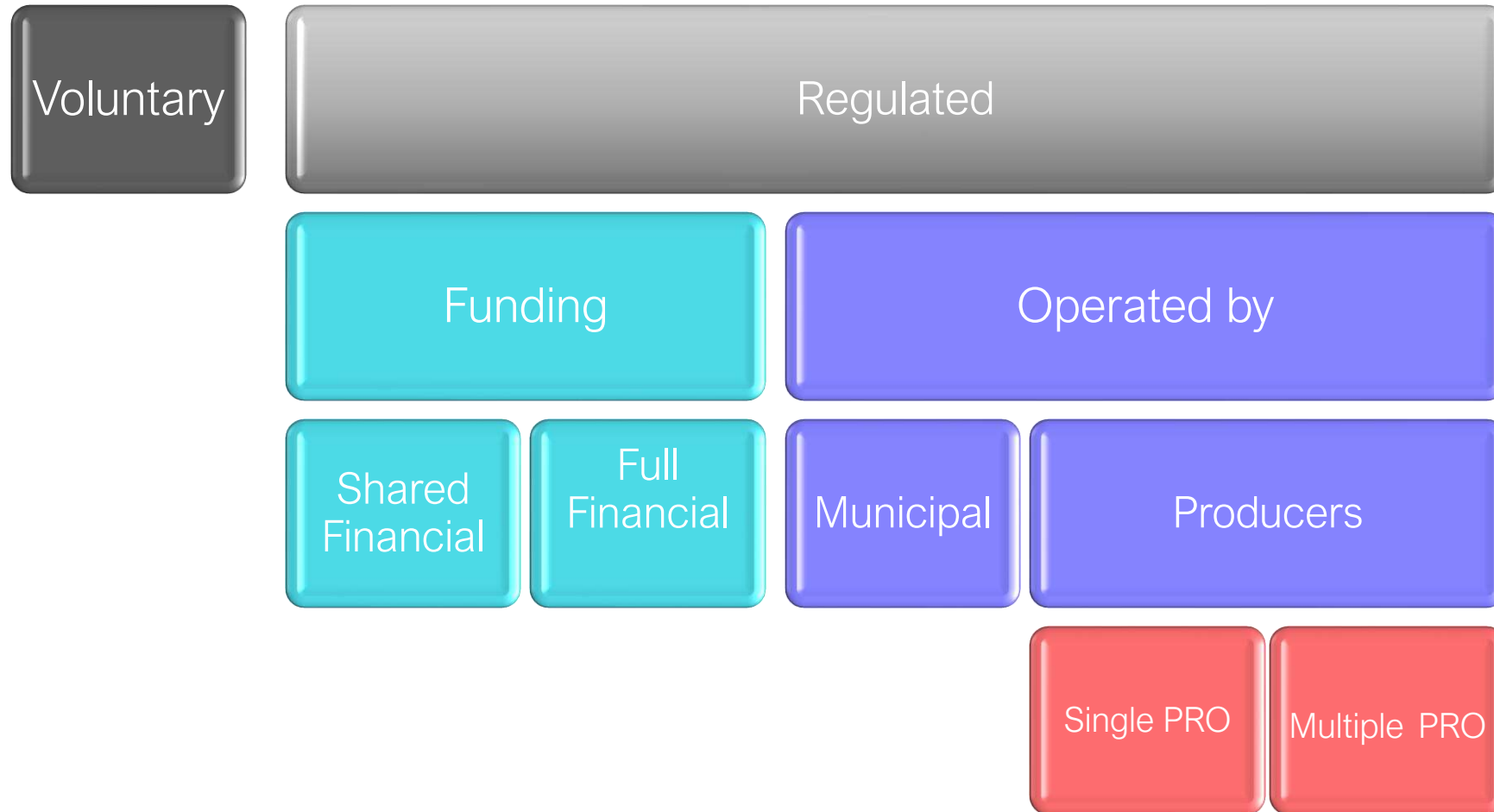


EPR at a high level



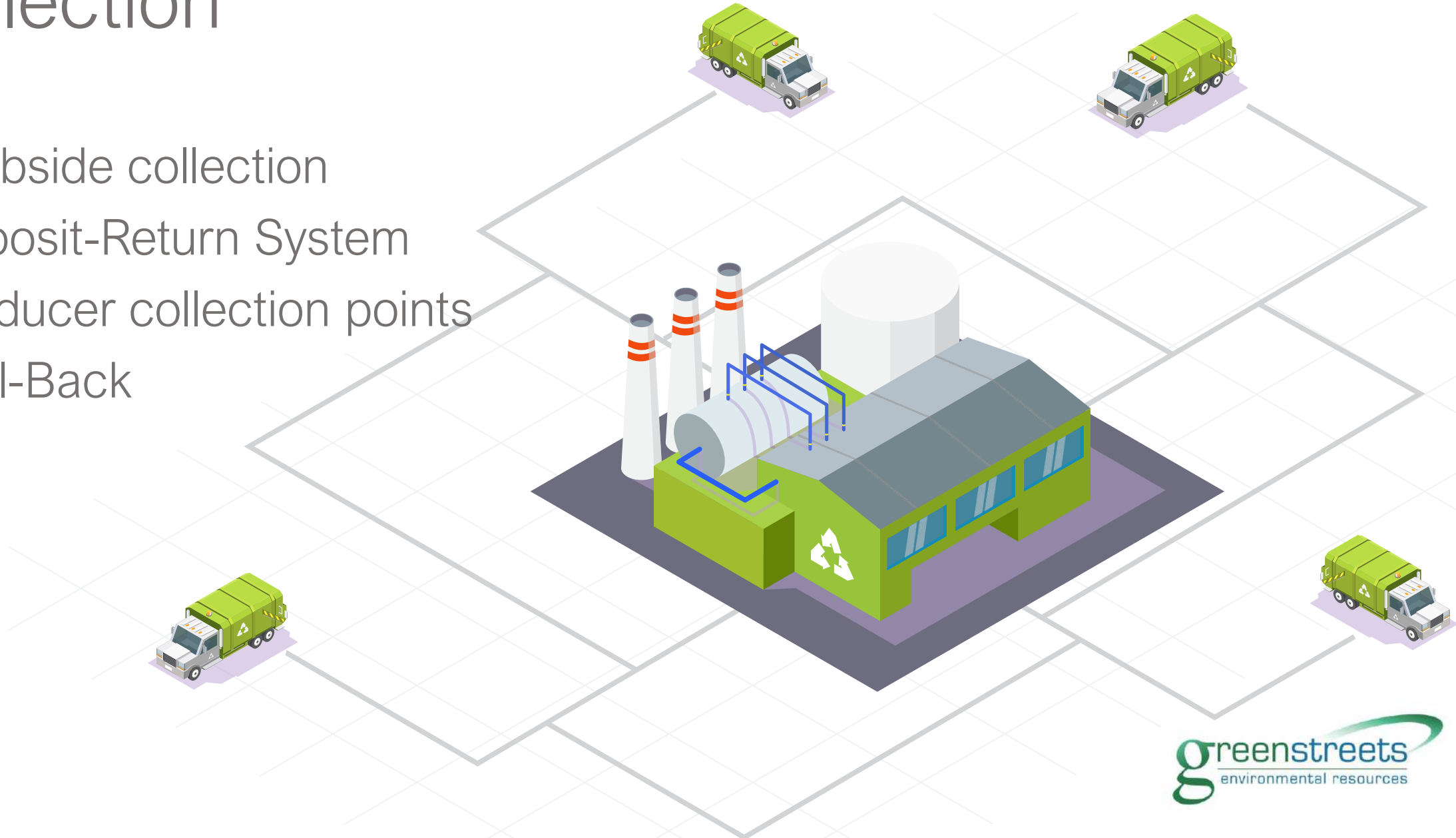
1. Increase recycling/decrease waste
2. Regulation to change behaviour
3. Appoint regulator to enforce
4. Producers set up PRO
outsource/meet obligations

EPR Models

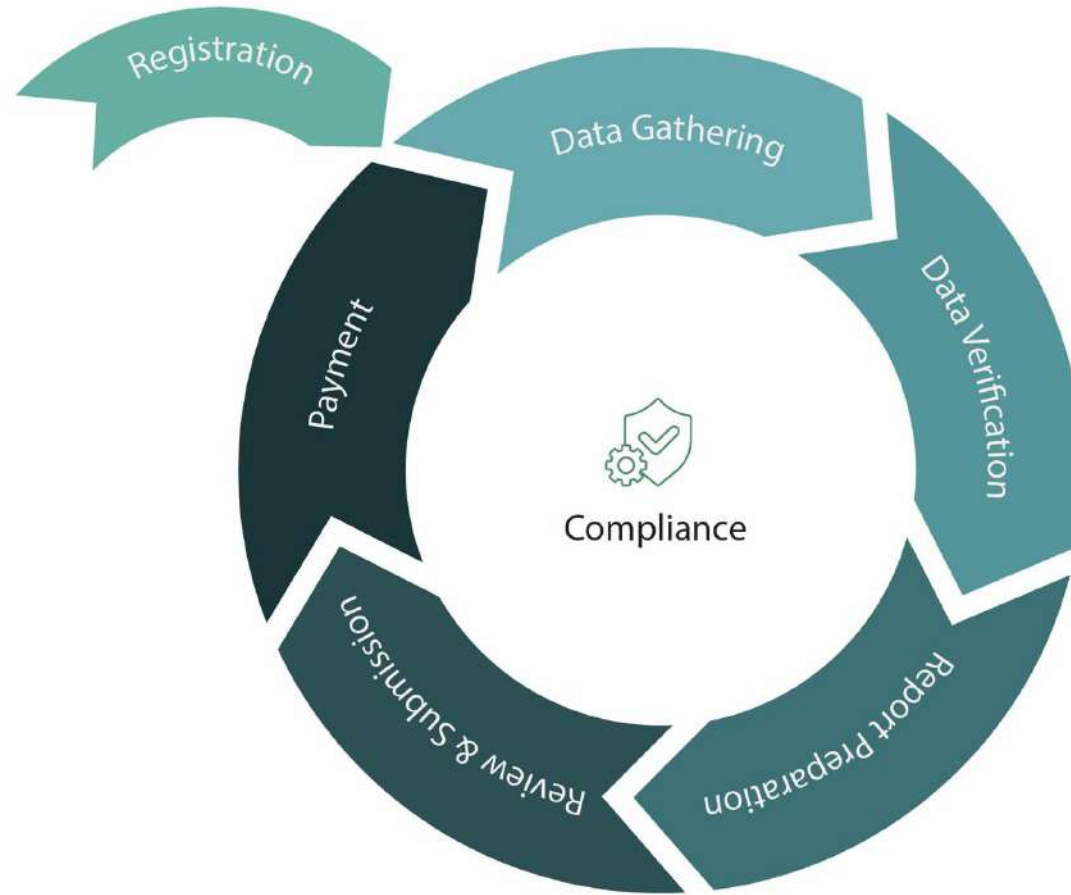


Collection

- Curbside collection
- Deposit-Return System
- Producer collection points
- Mail-Back



Producer Obligations



Producer Obligations 2.0



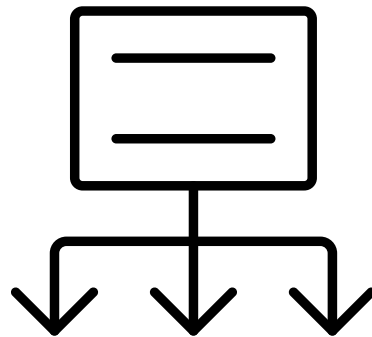
Reporting



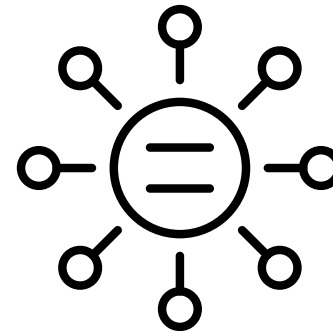
Sales
Data



Product
Attributes



Categorization



Apply
Regional
Rules



Report

PPP in Manitoba

MMSM FEE SCHEDULE (CENTS/KG)				
Category	Material	2024 Fee Rates (cents/ kg)	2023 Fee Rates (cents/ kg)	Variance %
PRINTED PAPER	Newsprint - Publishers	26.19	24.38	7.4%
	Newsprint - Other	29.33	27.93	5.0%
	Magazines and Catalogues	20.47	20.37	0.5%
	Telephone Books	21.38	22.07	-3.1%
	Other Printed Paper	25.33	26.50	-4.4%
PAPER PACKAGING	Corrugated Cardboard	19.89	22.61	-12.0%
	Boxboard	13.30	15.97	-16.7%
	Gable Top Cartons	42.32	39.46	7.2%
	Paper Laminates	33.64	30.34	10.9%
	Aseptic Containers	32.79	31.66	3.6%
PLASTICS	PET Containers and Bottles	31.52	36.86	-14.5%
	HDPE Containers and Bottles	-17.28	0.46	-3856.5%
	Plastic Film	69.48	58.92	17.9%
	Plastic Laminates	69.14	61.20	13.0%
	Polystyrene	121.63	106.52	14.2%
	Other Plastics	45.54	42.39	7.4%
STEEL	Steel Food & Beverage Cans	29.27	28.25	3.6%
	Steel Aerosols	23.61	22.93	3.0%
	Other Steel Containers	22.83	24.94	-8.5%
ALUMINUM	Aluminum Food & Beverage Cans	0.26	14.96	-98.3%
	Other Aluminum Packaging	9.38	19.13	-51.0%
GLASS	Clear Glass	20.45	16.23	26.0%
	Coloured Glass	20.30	17.41	16.6%

Batteries



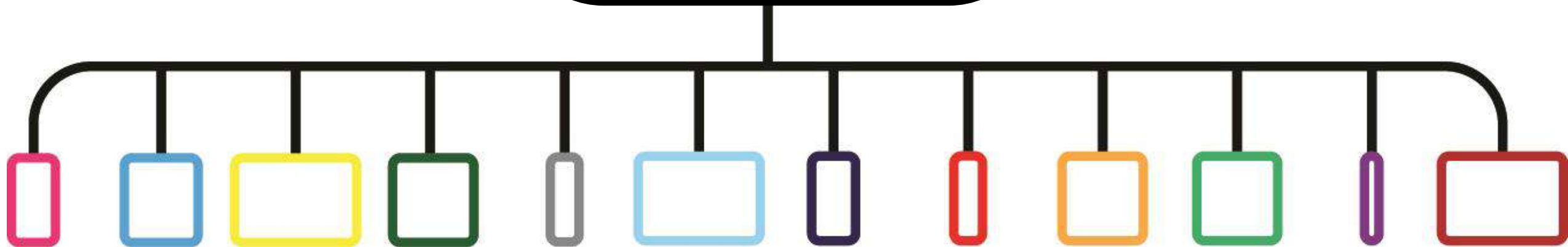
Leading the charge for recycling.

SINGLE USE BATTERIES

Single Use Type (per unit)	BC	SK	MB	QC	PEI	NS
AA	\$0.06	\$0.05	\$0.04	\$0.06	\$0.05	\$0.05
AAA	\$0.04	\$0.03	\$0.02	\$0.04	\$0.04	\$0.04
C	\$0.06	\$0.06	\$0.06	\$0.06	\$0.08	\$0.08
D	\$0.08	\$0.08	\$0.08	\$0.08	\$0.10	\$0.10
9V	\$0.06	\$0.04	\$0.04	\$0.04	\$0.06	\$0.06
Button	\$0.02	\$0.01	\$0.01	\$0.02	\$0.02	\$0.02
Small Primary	\$0.05	\$0.05	\$0.05	\$0.05	\$0.05	\$0.05
Medium Primary	\$0.25	\$0.20	\$0.20	\$0.20	\$0.25	\$0.25
Large Primary	\$0.75	\$0.70	\$0.70	\$0.70	\$0.75	\$0.75

Fees

"system costs" refer to the total expenses for collecting, sorting, recycling, and disposing of post-consumer products, as well as managing the infrastructure and administrative tasks required for these processes.



Ensuring Compliance

- Legal agreement
- Enforcement by PROs and Regulator
 - Know the regulations
 - Be responsive – it's a relationship
- Free Riders

 Jul 3, 2024 Latest News

Registrar's Statement: RPRA Issues First Administrative Penalty to Blue Box Producer

On June 28, 2024, RPRA issued an Administrative Penalty (AP) Order to Casper Sleep Inc. for failing to establish and operate a collection system **for Blue Box materials** in 2023 as required under s. 19 of O. Reg. 391/21 (Blue Box Regulation), and for failing to implement a promotion and education program in 2023, as required under s. 69 of the Blue Box Regulation.

This is the first AP issued by RPRA under O. Reg. 558/22 (Administrative Penalties) and s. 89 of the *Resource Recovery and Circular Economy Act, 2016* (RRCEA).

The total penalty for both contraventions under the Blue Box Regulation is **\$340,457.04**

Global Trends

- EPR Scope Expansion*
- ESG Reporting
- Design for Environment*
- Policy and Regulatory Developments
- Economic Incentives – Ecomodulation*



EPR Scope Expansion

- Textiles
- Sports and Leisure Goods
- Single-Use Plastics
- Renewable Energy Products



Design for Environment




- European Union's Ecodesign Directive (2024/1781)
- California's Safer Consumer Products (SCP) Regulations
- Japan's Home Appliance Recycling Law
- China's Circular Economy Promotion Law

Economic Incentives – Ecomodulation


Ecomodulation adjusts the fees producers pay in EPR programs based on the environmental impact of their products.

Rewards environmentally friendly products with lower fees

Penalizes less recoverable products with higher fees



ÉEQ 2024 Malus



**Materials subject
to a malus**

**Polyvinyl chloride
(PVC)**

**Polylactic acid
(PLA) and other
degradable plastics**

What else is coming



- Europe
 - EU’s Packaging and Packaging Waste (PPWR) Regulation
- USA
- Canada
 - Federal Plastics Registry
 - Labelling & Mandatory Recycled Content
- INC4 (Global Plastics Treaty) April, 2024:
 - *EPR is now seen as a central mechanism for addressing plastic waste*

How Greenstreets can help



A small green seedling with three leaves is growing out of a laptop keyboard. The background is a blurred laptop screen and keyboard. A semi-transparent white horizontal band is overlaid across the middle of the image.

QUESTIONS?

andrea@greenstreetsepr.ca
416.668.5026